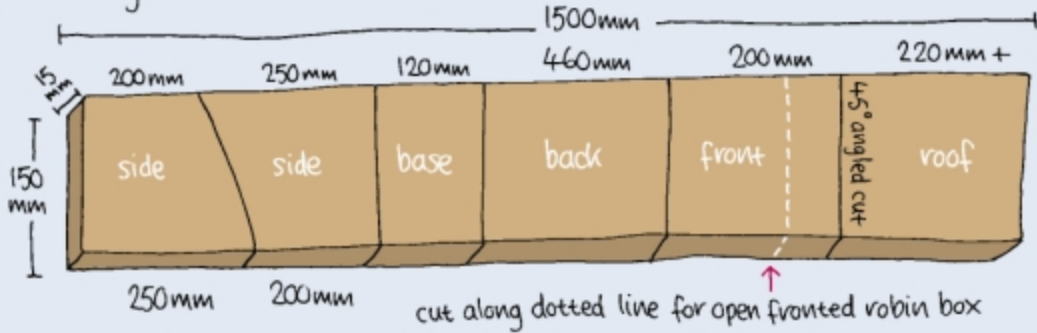




How to make a nest box

What you need:

- rough cut timber
- some old rubber or a hinge
- 20mm nails
- tools:



▶ saw



▶ hammer



▶ hand brace or drill



▶ pencil, ruler and scissors

always get an adult to help with tools!



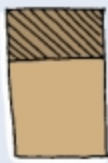
1 Mark out and saw panels

Use diagram above, and write the name of each panel onto the marked out wood.

2 Choose your box type



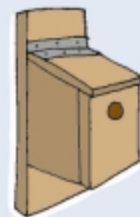
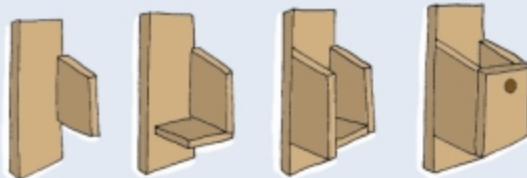
hole fronted box:
blue tits (25mm)
great tits (28mm)
sparrows (38mm)
starlings (45mm)



open fronted box for robins

3 Assemble the box

Nail the panels together:



Fix on the roof panel with a hinge or strip of old rubber.

Where to put it:

2-5 metres above the ground, somewhere sheltered.

