



Lesson Plan for Teachers

Level – Appropriate for all learners working at Key Stage Two level (including SEND)

Topic:	Spring is here!	Length of lesson:	45 min – 1 hour
Learning Objectives	<ul style="list-style-type: none"> To know when spring is To know why spring is important to nature To use senses to spot some evidence that spring is here 		
Learning Outcomes	<ul style="list-style-type: none"> Know spring is March, April, and May Know that spring signifies new beginnings e.g. flower begin to bloom, pollination begins, hibernation ends and birds/mammal breeding. Noticed two or more pieces of evidence that it is spring 		
Resources	PowerPoint Worksheet Wildlife Watch - Bird ID sheet	Wildlife Watch – Spring Flower ID sheet	iPad (or camera)
		Resources	Duration
Activity 1: Starter Hands up: When is spring? Talk about it: What happens in spring? What might we see that shows spring is here?		PowerPoint Whiteboard/pen or Paper/pen	10 min
Activity 2: Outdoors - Spring treasures hunt What evidence can you see that spring is here? See, hear, smell, feel. <ul style="list-style-type: none"> Note the weather Tally chart of the number of birds you can see Descriptions/pictures of flowers, tree or plant buds and birds (note species/location if possible) Can you hear bird song? Consider why not if you cannot hear any. <u>Feedback (indoors or outdoors)</u> Pictures, verbal or 'show and tell' if outdoors.		Worksheet Bird and flower ID sheet iPad (or camera) for photographic evidence.	15-30min depending on group and size of grounds
Activity 3: Bingo Signs of spring bingo activity; students create a 9 square bingo board with one sign of spring in each box. Then teacher gives one sign of spring at a time.		Photos, worksheet etc.	10 min
Plenary: 3, 2, 1 3 – months of spring 2 – things that happen in spring 1 – piece of evidence that it is spring		Whiteboard/pen or Paper/pen	10 min

Adaptions / Extension Information

Extra indoor activity: Make a PowerPoint/word document or draw a poster which shows what evidence you can see of spring outside.

Gloucestershire Wildlife Trust



Spring is here!

Learning Objectives

- To know when spring is
- To know why spring is important to nature
- To use senses to spot some evidence that spring is here



What is Gloucestershire Wildlife Trust?

▶ **Aims**

- ▶ Protects wildlife for the future.
- ▶ Connect and improve Gloucestershire's wildlife and wild places.

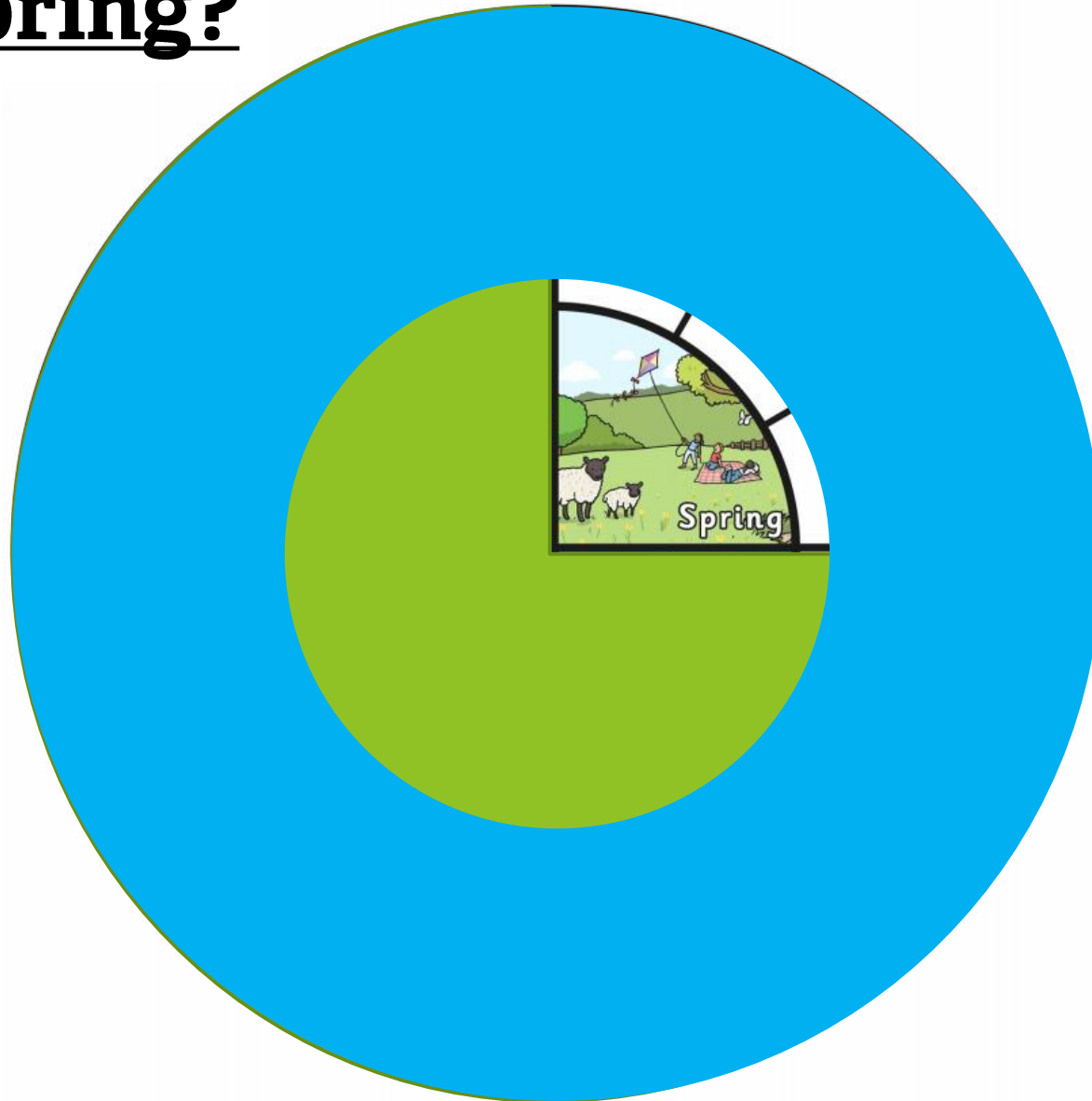
▶ **Our work**

- ▶ Habitat improvement/creation
- ▶ Linking wildlife and wild places together
- ▶ Supporting people to connect with wildlife and wild spaces



When is Spring?

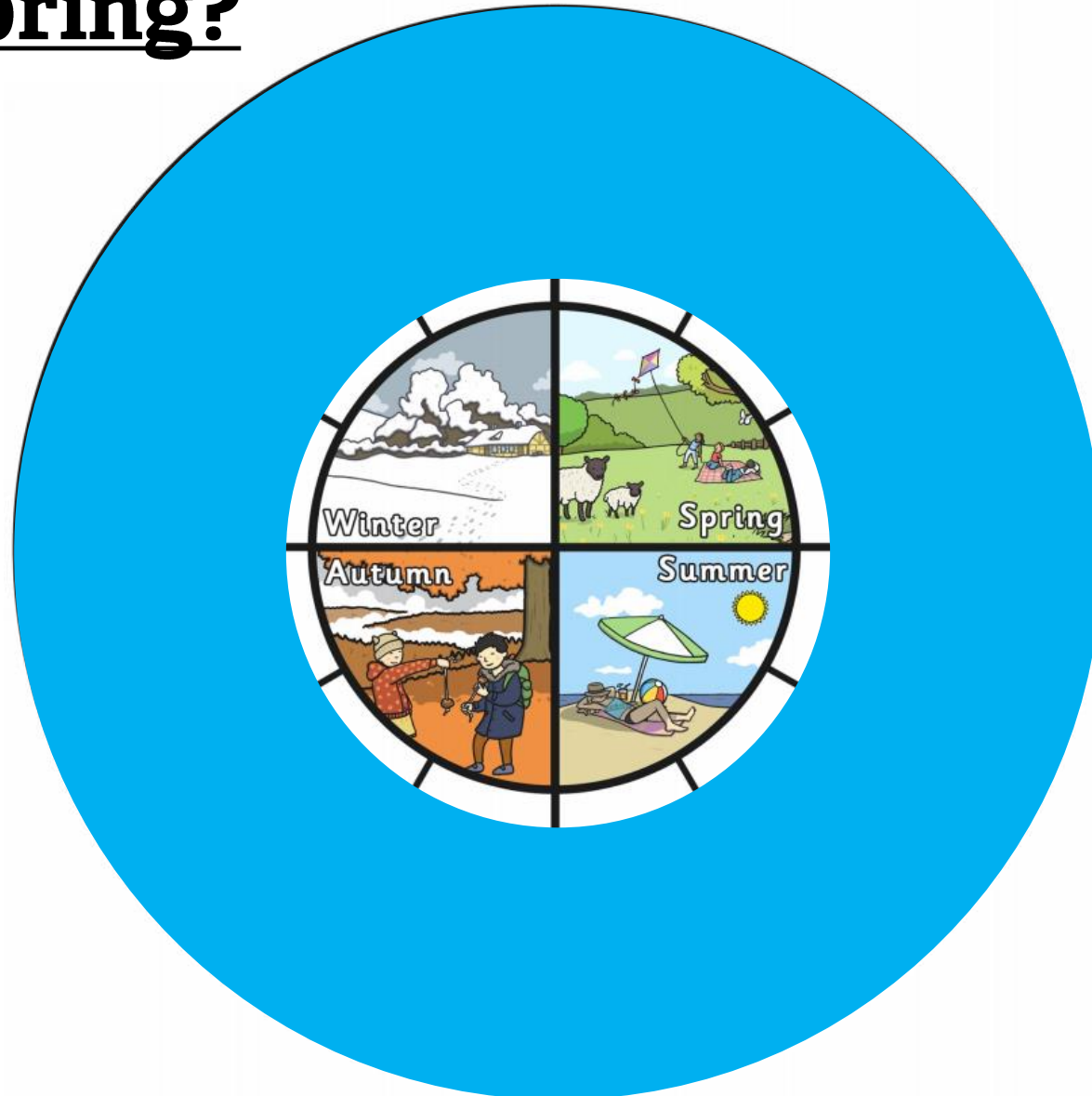
Hands
up for
your
vote!





When is Spring?

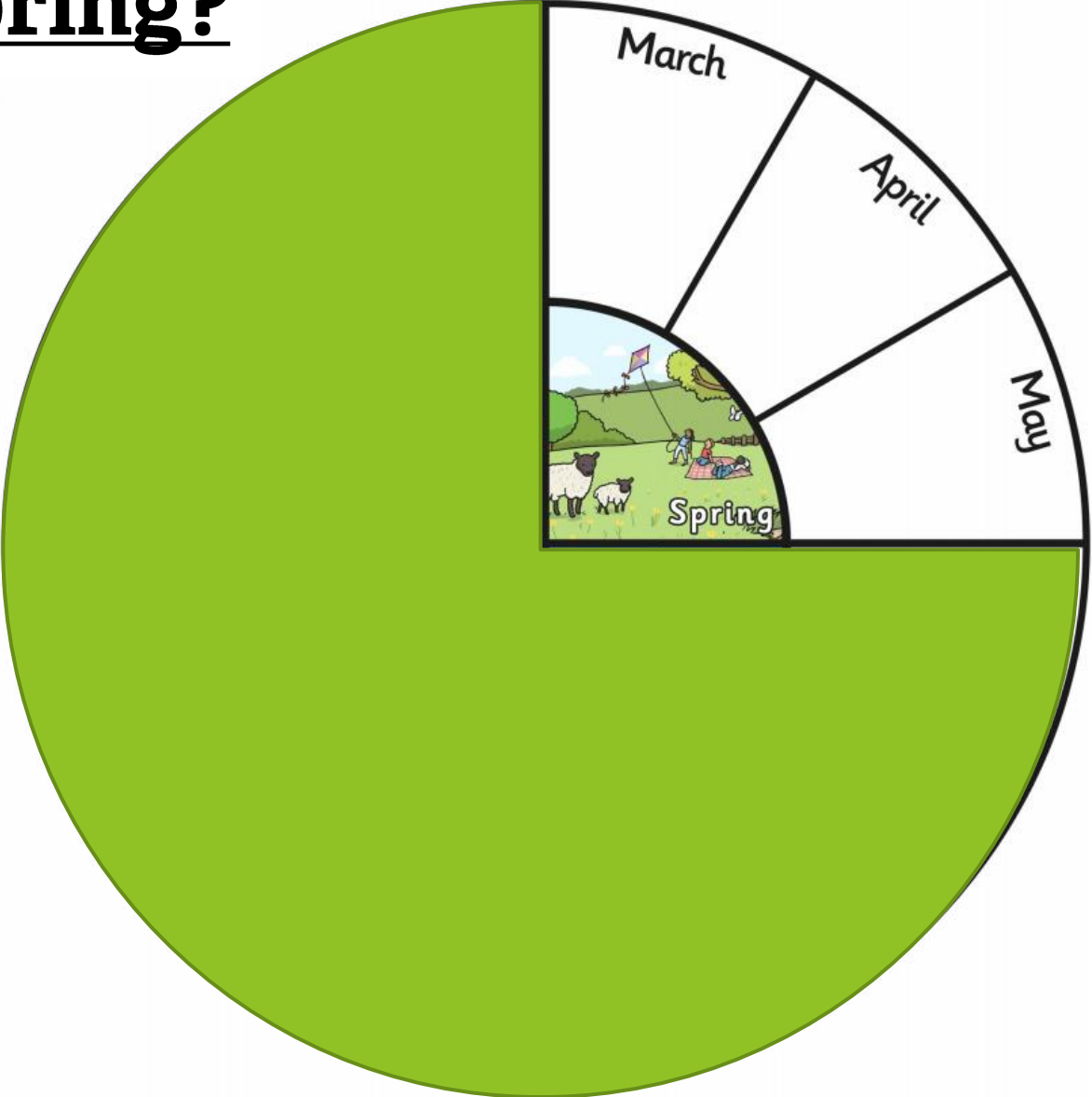
Hands
up for
your
vote!





When is Spring?

Hands
up for
your
vote!





What happens to nature in the spring?

► **Talk about it!**



Jennie Scrivens



PowerPoint stock images

What happens to nature in the spring?



Jennie Scrivens



PowerPoint stock images



► **Talk about it!**

- Plants start to grow
- Flowers begin to bloom
- Bees and butterflies begin to pollinate flowers
- Hibernating creatures wake up
- Birds and mammals begin to breed



What evidence might we spot that spring has arrived at school?

► **Talk about it!**



Jennie Scrivens



David Longshaw



Adam Jones



Jennie Scrivens



What evidence might we spot that spring has arrived at school?

- ▶ **Talk about it!**
- ▶ Flowers
 - ▶ Celandine, snowdrops, primrose and daffodils
- ▶ Insects
 - ▶ Bumblebees
- ▶ Birds singing and collecting nest material
- ▶ Buds on trees
- ▶ Frogs and tadpoles in ponds



Jennie Scrivens



David Longshaw



Adam Jones



Jennie Scrivens

Learning

What evidence of spring can you spot?



Look around you.

What you can see, hear, feel and smell that tells you spring is here?

Write, draw or count what you see!

See	Hear
Feel	Smell




Outside time!

- ▶ Head outside and try to find evidence of spring
 - ▶ What can you **see**?
 - ▶ What can you **hear**?
 - ▶ What can you **smell**?
 - ▶ What can you **feel**?
- ▶ Draw, write about or count what you see
- ▶ Take photos or video of what you see

Garden bird detective



Spring flower spotter










Bingo - what did you see?



Bingo - what did you see?

Robin  Adam Jones	Flowers  Jennie Scrivens	Bird Song
Buds on trees	Bumble bee	Primroses  Jennie Scrivens
Blossom  Jennie Scrivens	Blue Tit  Adam Jones	New plants growing

Did you see anything else?






3, 2, 1.....

3 months of spring

2 things that happen in spring

1 piece of evidence that spring is
here



Gloucestershire Wildlife Trust



Thank you!



What evidence of spring can you spot?



Look around you.

**What you can see, hear, feel and smell that tells you
spring is here?**

Write, draw or count what you see!

See

Hear

Feel

Smell

